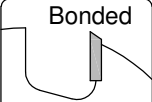
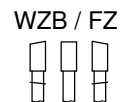


# TC-Circular-Saw-Blade with WZB / FZ for CNC C276-C

Cutting Material <b>TC</b>	Feed <b>MEC</b>	Bonded 	WZB / FZ 
-------------------------------	--------------------	---	---

**Design:**

- Tool body in steel

**Application:**

- For sizing, separation cuts,  
Back wall grooves, synchronization suitable

**Workpiece Material:**

- Panel materials

**Machine:**

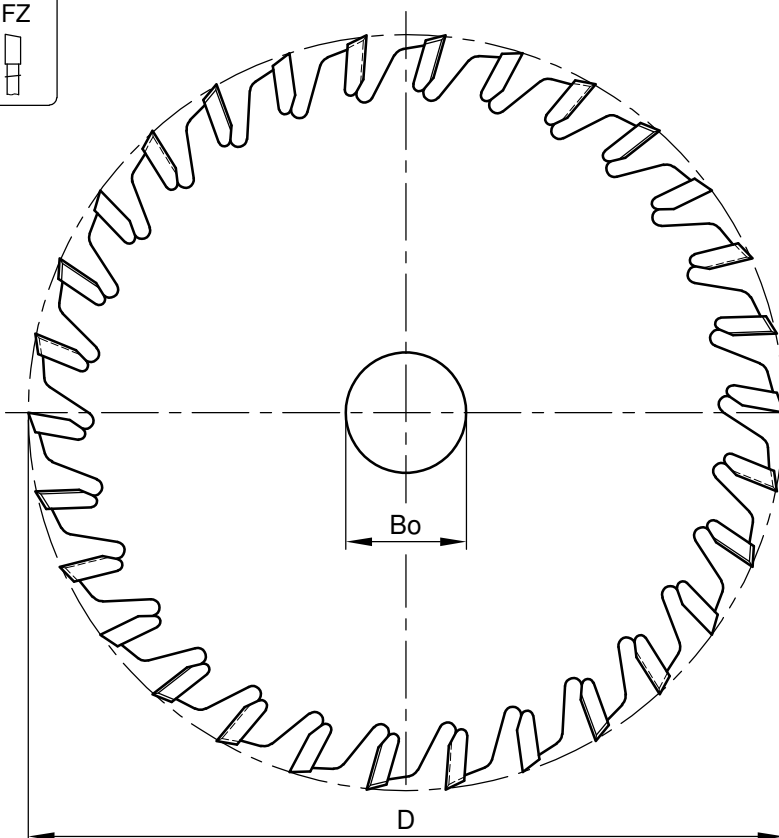
- CNC machining centres
- CNC grooving units, CNC sawing units

**Scope of Supply:**

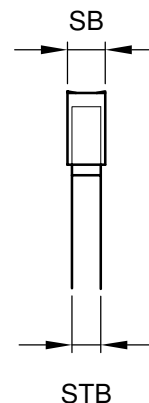
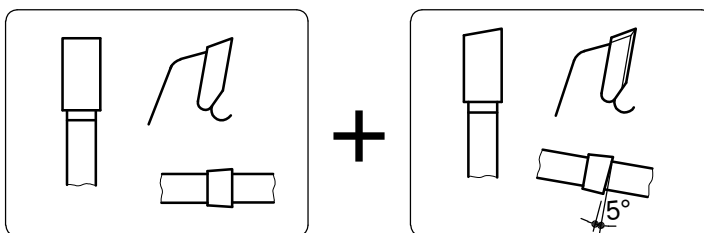
- Optimized tooth form alternate tooth with cutting face angles combined with flat tooth for straight groove base

**Additional Information:**


- Pin holes at extra cost according to C276-E
- Article C276-C120503530 already with pin holes 4NLA Ø5.5, LK Ø50 (hole pattern E08)



WZB/FZ = Alternating Tooth (cutting face angles) combined with flat tooth



D	SB	STB	Bo	Z	ZF	Ident-No.
100	5.0	3.8	30	30	WZB/FZ	C276-C100503030
100	5.0	3.8	40	30	WZB/FZ	C276-C100504030
100	5.0	3.8	60	30	WZB/FZ	C276-C100506030
120	4.0	3.0	30	30	WZB/FZ	C276-C120403030
120	4.0	3.0	40	30	WZB/FZ	C276-C120404030
120	4.0	3.0	60	30	WZB/FZ	C276-C120406030
120	5.0	3.8	30	30	WZB/FZ	C276-C120503030
120	5.0	3.8	35	30	WZB/FZ	C276-C120503530
120	5.0	3.8	40	30	WZB/FZ	C276-C120504030
120	5.0	3.8	60	30	WZB/FZ	C276-C120506030
125	4.0	3.0	30	30	WZB/FZ	C276-C125403030
125	4.0	3.0	40	30	WZB/FZ	C276-C125404030
125	4.0	3.0	60	30	WZB/FZ	C276-C125406030
125	5.0	3.8	30	30	WZB/FZ	C276-C125503030
125	5.0	3.8	40	30	WZB/FZ	C276-C125504030
125	5.0	3.8	60	30	WZB/FZ	C276-C125506030

 <p>e-mail:office@aigner-werkzeuge.at www.aigner-werkzeuge.at</p>	Z.....No. of Teeth	Blattformat: <b>A4</b> <small>All dimensions in mm</small>
	ZF.....Tooth Form	Zchnng.-Nr. KW.42760.4   00
		<b>C276-C</b>