

Cutting Material TC	Number of Teeth Z 2	Feed MEC	Replace
-------------------------------	-------------------------------	--------------------	-------------

Design:

- Tool body in steel
- Number of teeth = 2
- TC profile cutter, drawing cut, centre cutting

Application:

- For the production of grooves, ornamental grooves and bevels on workpieces

Workpiece material:

- Solid wood and panel materials, MDF

Machine:

- CNC machining centres

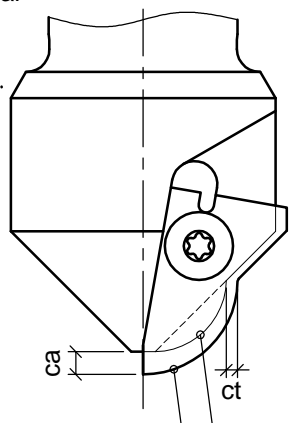
Scope of supply:

- Tool body including profile cutters
 G1 PM.17869.5/U35 pre-assembled
 G2 PM.20871.5/U35 pre-assembled
 G3 PM.17381.5/U35 pre-assembled
 G4 PM.28230.5/U35 pre-assembled
 If another cutter is to be fitted it must be stated when ordering (for possible profile cutters see C236-1)
- Associated key with handle Torx T15
- Principally with a length setting screw; For use with shrink chucks HSK-F 63 (C915) without a length setting screw
- Also optionally assembled (and balanced) (MS):
 Assembled in shrink chuck HSK-F 63 (C915): C236-....-M1
 Assembled in collet chuck HSK-F 63 (C910): C236-....-M2

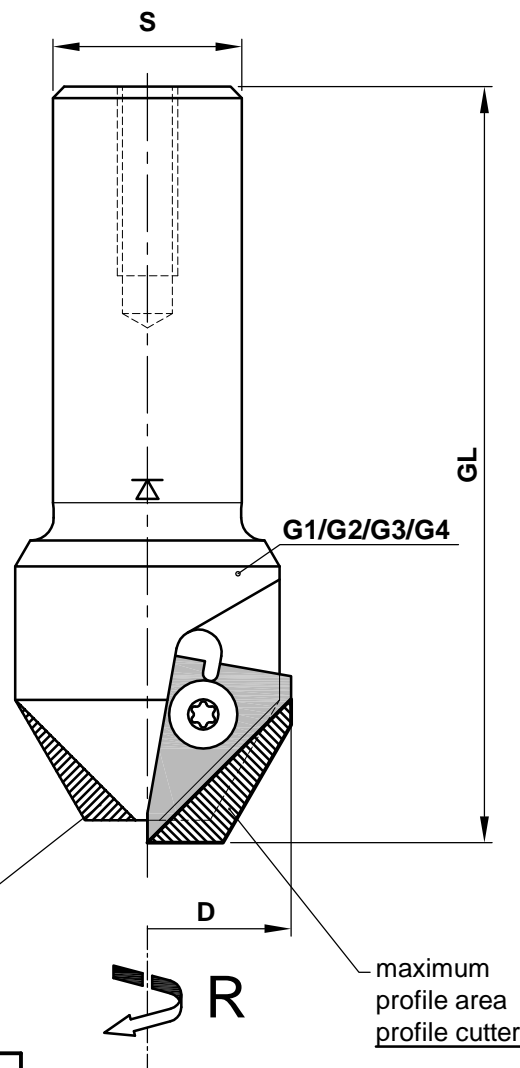
Special features:

- Many replaceable blades usable in one tool body (see C236-1)
- Special profiles are possible for individual customers following technical clarification

The tool body is produced individually adapted to the desired profile. The use of profile cutters with different profiles is only permitted when the maximum cutter projections ca and ct are each less than 3 mm.



PM.28230.5/U35



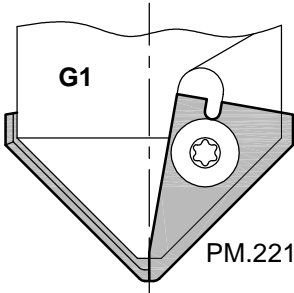
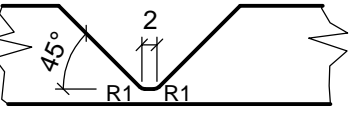
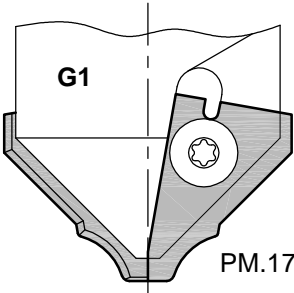
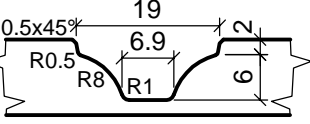
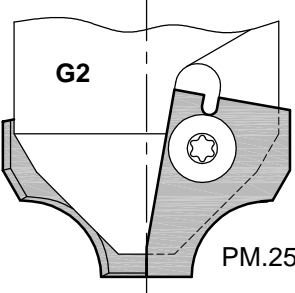
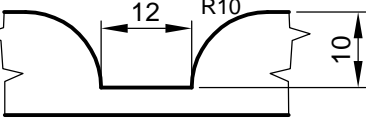
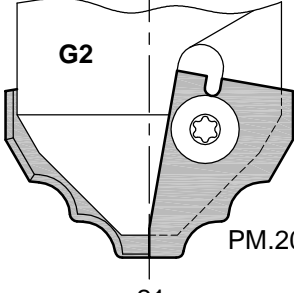
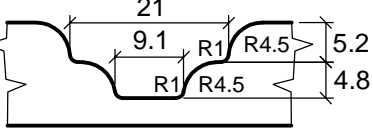
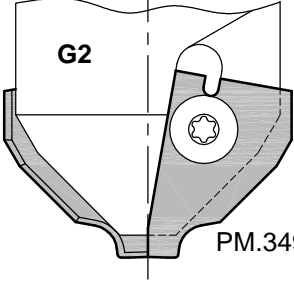
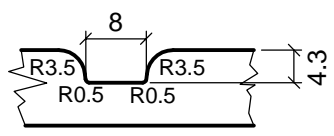
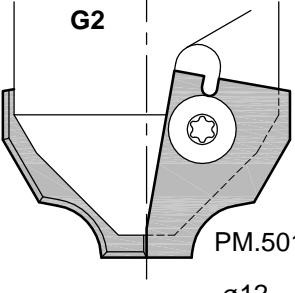
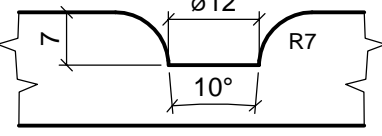
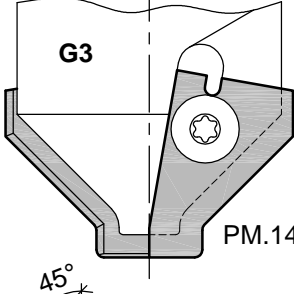
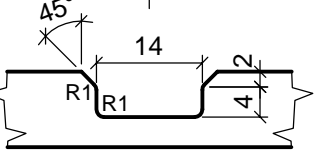
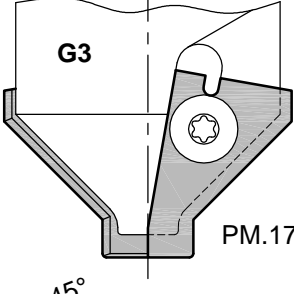
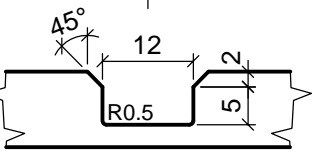
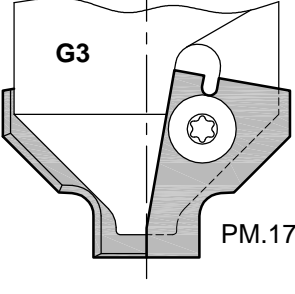
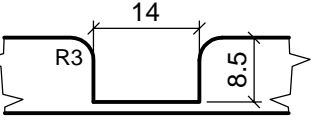
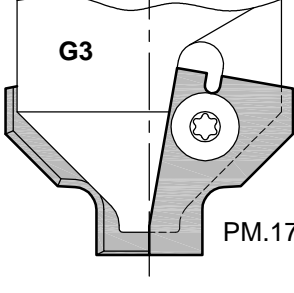
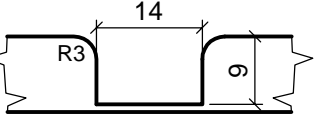
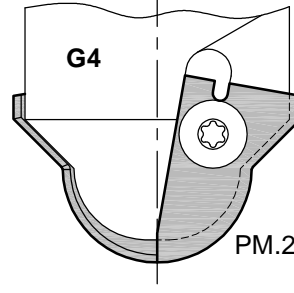
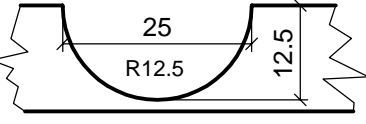
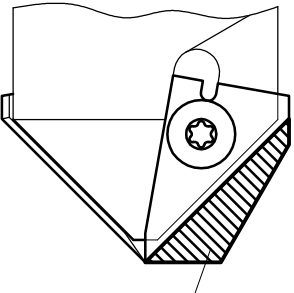
D	GL	S	Z	R/L	G	n max.	Ident-No.
38	100	20	2	R	1	18000	C236-120
38	100	25	2	R	1	18000	C236-125
38	100	20	2	R	2	18000	C236-220
38	100	25	2	R	2	18000	C236-225
38	100	20	2	R	3	18000	C236-320
38	100	25	2	R	3	18000	C236-325
38	100	20	2	R	4	18000	C236-420
38	100	25	2	R	4	18000	C236-425

Spare Parts				
Description	Qty.	Dimensions	MBM	Ident-No.
Profile Cutter	2	16.5x25x2	2	See Drawing C236-1
Roundhead Screw	1	M4x6 (head D9) Torx T15	10	KW.44237.5

<p>e-mail: office@aigner-werkzeuge.at www.aigner-werkzeuge.at</p>	MS.....Machine Adaptor Z.....Number of Teeth G.....Size n max.....Maximum Rotational Speed (rpm) MBM.....Minimum Order Quantity	Blattformat: A4 <small>All dimensions in mm</small> Zchnng.-Nr. KW.42360.4 00	<h1>C236</h1>
---	--	---	---------------

PM-Universal-Recess Cutter for CNC

C236

 <p>G1 PM.22135.5/U35</p> 	 <p>G1 PM.17869.5/U35</p> 	 <p>G2 PM.25359.5/U35</p> 
 <p>G2 PM.20871.5/U35</p> 	 <p>G2 PM.34929.5/U35</p> 	 <p>G2 PM.50187.5/U35</p> 
 <p>G3 PM.14752.5/U35</p> 	 <p>G3 PM.17381.5/U35</p> 	 <p>G3 PM.17834.5/U35</p> 
 <p>G3 PM.17863.5/U35</p> 	 <p>G4 PM.28230.5/U35</p> 	 <p>maximum profile area for special profiles</p>

Aigner
WERKZEUGE

e-mail: office@aigner-werkzeuge.at
www.aigner-werkzeuge.at

Profile Representation Scale 1:1

Blattformat: **A4** All dimensions in mm

Zchnng.-Nr. KW.42360.4 | 00

C236-1